

# CA-136-12

CLF1G0035-50 at 2700-2900 MHz

Rev. 3 — 05 October 2015

AMPLEON

Application Measurement  
Report

## Document information

Info	Content
<b>Keywords</b>	CLF1G0035_50, AB, Pulse
<b>Abstract</b>	RF Performance CLF1G0035-50; 2700-2900MHz; Board 1937

**Revision history**

<b>Rev</b>	<b>Date</b>	<b>Description</b>
1	20120608	Original
2	20150424	Update for web publication
3	20151005	The format of this document has been redesigned to comply with the new identity guidelines of Ampleon. Legal texts have been adapted to the new company name where appropriate.

## 1. Demo and Transistor Details

---

Frequency Band	2700-2900 MHz
Modulation	Pulsed 100uSec 10%
Transistor	CLF1G0035-50 (soldered down)
Date Code	D121315
Board Number	1937

## 2. Introduction

---

This report gives the test results for a CLF1G0035-50, 50W, GaN, single ended class AB demo amplifier. The following tests have been performed.

- Pulsed Gain and Return loss
- Pulsed Peak Power sweep

All testing has been performed at  $V_{DS} = 48V$ ,  $I_{DQ} = 100mA$ , and  $T_H = 25^{\circ}C$

## 3. Test Circuit

---

A description of this circuit can be found in **chapter 6**. The test circuit has been designed on Taconic RF35 30mil  $\epsilon_r = 3.5$

Supply voltage (drain-source) is typically 48V. An external bias module supplies the sequenced gate bias voltage and can be found in application note: **AN11130**.

4. RF Performance

Frequency (MHz)	Gain (dB)		Eff(%)	P <sub>3dB</sub> (dBm)	P <sub>PEAK</sub> (W)
	@ Pout= 50W (47.0dBm)				
2700	14.5		51	48.1	64
2800	15.5		53	48.1	64
2900	14.5		52	47.8	60

Table 1. RF Performance Summary

5. RF Performance

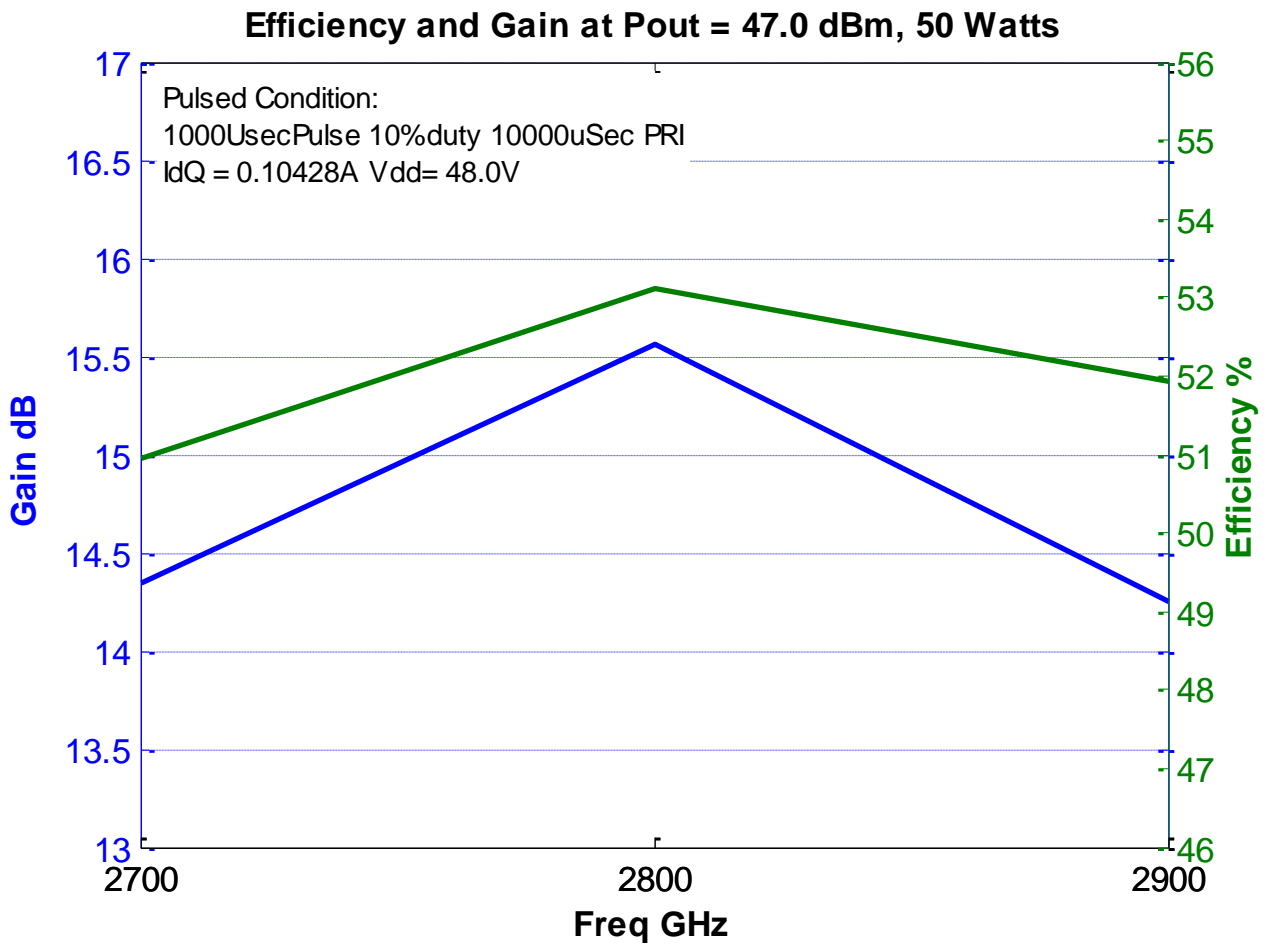


Fig 1. Pulsed Power Gain and efficiency at 50W

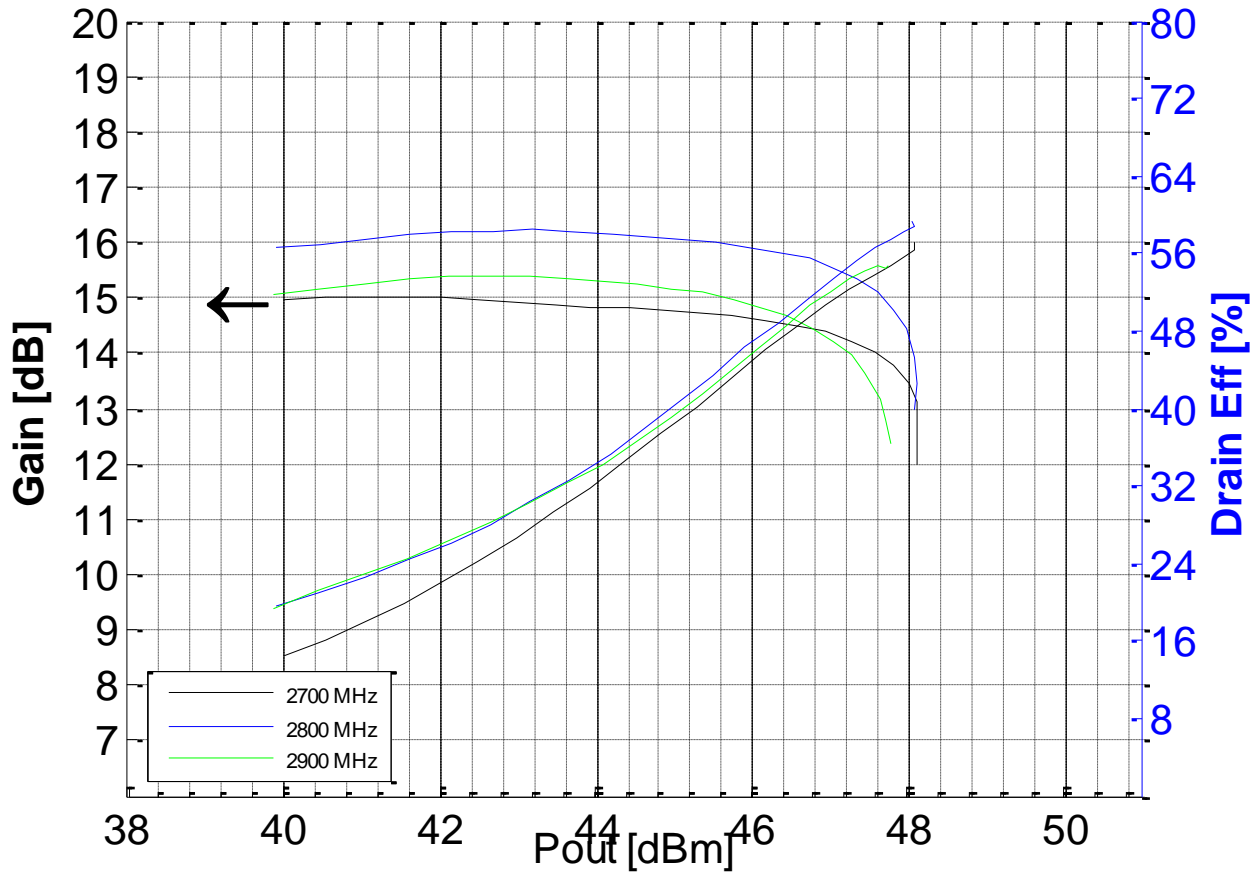


Fig 2. Pulsed Gain and efficiency

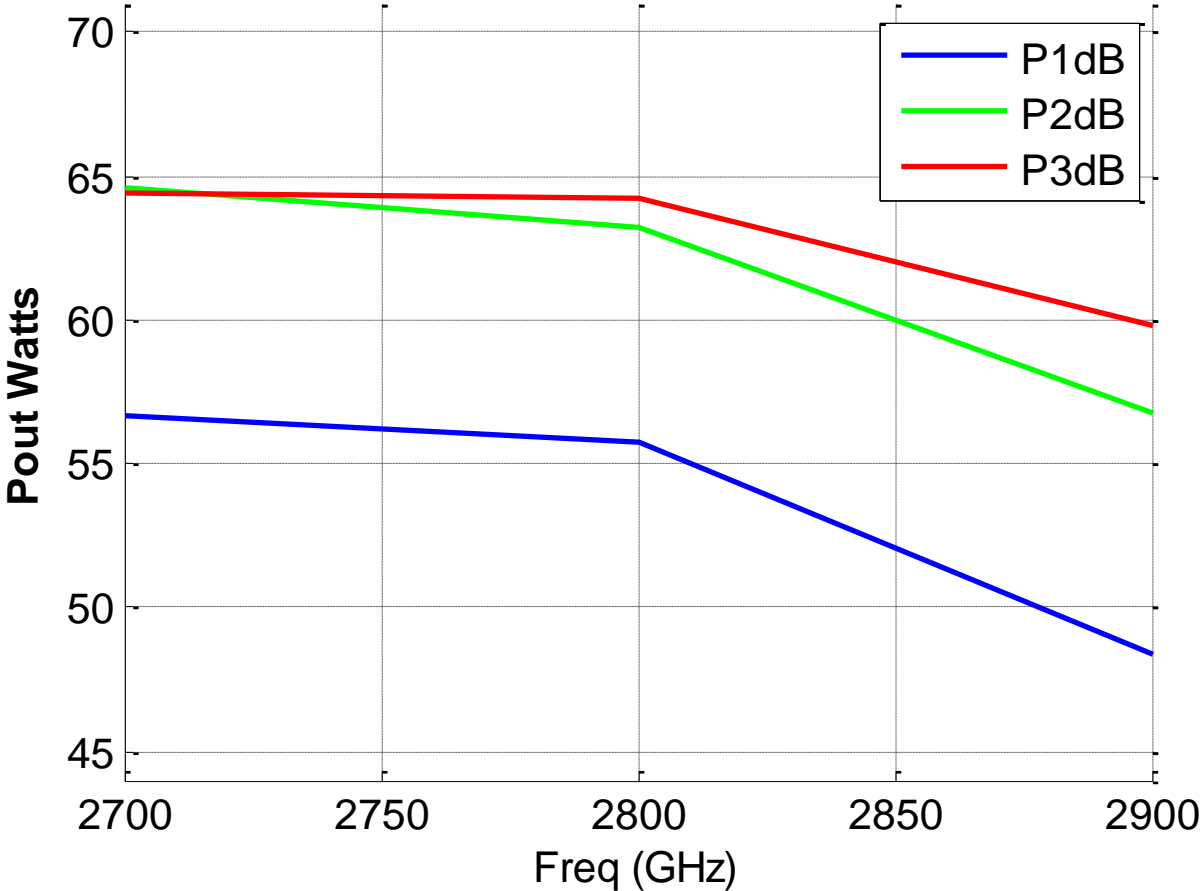


Fig 3. PxdB 100uSec 10% Pulse

6. Test Circuit and Component List

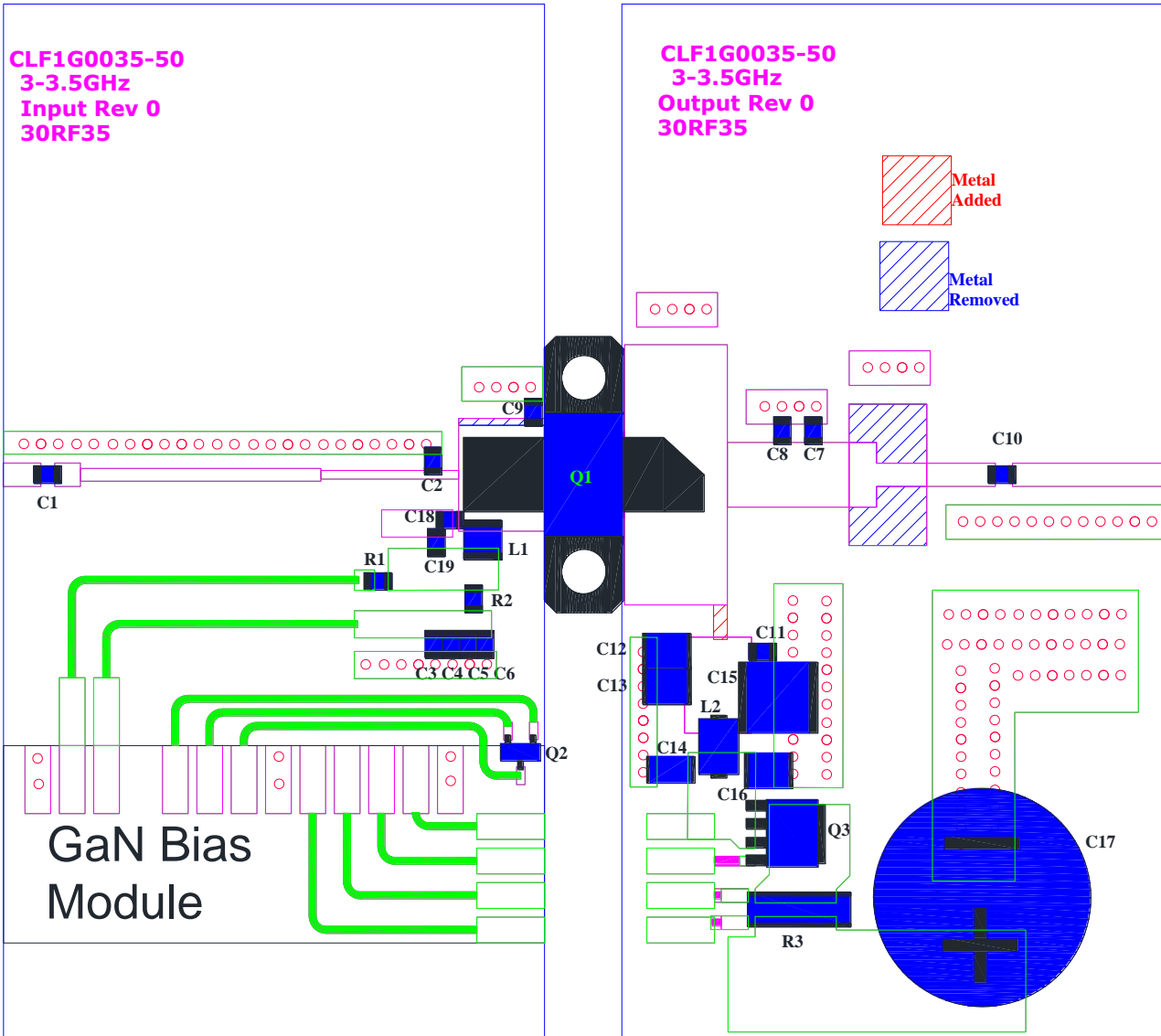


Fig 4. Test Circuit

Designator	Description	Manufacturer	Part #
Input PCB	CLF1G3035-50 Input Rev0	Metro Circuits	
Output PCB	CLF1G3035-50 Output Rev0	Metro Circuits	
Q1	50W GaND114802	Ampleon	CLF1G0035-50
Q2	Transistor, PNP 45V 100mA GP	NXP	BC857B
Q3	Transistor, N-ch MOS 80V 80A	NXP	BSMN8R2-80YS
R1	10kΩ	Vishay Dale	
R2	10Ω	Vishay Dale	
R3	0.005 Ω 1% 100ppm MF, 2W, 3008	Susumu	RL7520WT-R005-F
C17	470uF, 63V Electrolytic SM	Panasonic	PCE3667CT-ND
C1,C10	15pF	ATC	ATC 600F
C11	10pF	ATC	ATC 600F
C2	0.1pF	ATC	ATC 600F
C7	0.2pF	ATC	ATC 600F
C9	1.0pF	ATC	ATC 600F
C8	0.8pF	ATC	ATC 600F
C18	0.6pF	ATC	ATC 600F
C19	15pF	ATC	ATC 600F
C12	1000pF	ATC	ATC 100B
C3	100nF Capacitor, 50V 10% X7R, 0805	Generic	
C4	10nF Capacitor, 50V 10% X7R, 0805	Generic	
C5	22pF Capacitor, 100V 5% NP0, 0805	Generic	
C6	1nF Capacitor, 100V 5% NP0, 0805	Generic	
C14	1uF Capacitor, 100V 10% X7R, 1206	Generic	
C13,C16	10nF Capacitor, 200V 5% NP0, 1210	Generic	
C15	10uF Capacitor, 100V 10% X7S, 2220	TDK	C5750X7S2A106M
L1	10nH	Coil Craft	1008CS-100XJB
L2	Ferrite bead, 5A	Fair Rite	2743019447
PC-board Material: Taconic RF35, εr = 3.5 , thickness 30mils, 1oz copper each side			

Table 2. BOM



7. Photo




Fig 5. Photo

8. Attachments

Please see the attachment for the support files.

## 9. Legal information

### 9.1 Definitions

**Draft** — The document is a draft version only. The content is still under internal review and subject to formal approval, which may result in modifications or additions. Ampleon does not give any representations or warranties as to the accuracy or completeness of information included herein and shall have no liability for the consequences of use of such information.

### 9.2 Disclaimers

**Limited warranty and liability** — Information in this document is believed to be accurate and reliable. However, Ampleon does not give any representations or warranties, expressed or implied, as to the accuracy or completeness of such information and shall have no liability for the consequences of use of such information. Ampleon takes no responsibility for the content in this document if provided by an information source outside of Ampleon.

In no event shall Ampleon be liable for any indirect, incidental, punitive, special or consequential damages (including - without limitation - lost profits, lost savings, business interruption, costs related to the removal or replacement of any products or rework charges) whether or not such damages are based on tort (including negligence), warranty, breach of contract or any other legal theory.

Notwithstanding any damages that customer might incur for any reason whatsoever, Ampleon's aggregate and cumulative liability towards customer for the products described herein shall be limited in accordance with the Terms and conditions of commercial sale of Ampleon.

**Right to make changes** — Ampleon reserves the right to make changes to information published in this document, including without limitation specifications and product descriptions, at any time and without notice. This document supersedes and replaces all information supplied prior to the publication hereof.

**Suitability for use** — Ampleon products are not designed, authorized or warranted to be suitable for use in life support, life-critical or safety-critical systems or equipment, nor in applications where failure or malfunction of an Ampleon product can reasonably be expected to result in personal injury, death or severe property or environmental damage. Ampleon and its suppliers accepts no liability for inclusion and/or use of Ampleon products in

such equipment or applications and therefore such inclusion and/or use is at the customer's own risk.

**Applications** — Applications that are described herein for any of these products are for illustrative purposes only. Ampleon makes no representation or warranty that such applications will be suitable for the specified use without further testing or modification.

Customers are responsible for the design and operation of their applications and products using Ampleon products, and Ampleon accepts no liability for any assistance with applications or customer product design. It is customer's sole responsibility to determine whether the Ampleon product is suitable and fit for the customer's applications and products planned, as well as for the planned application and use of customer's third party customer(s). Customers should provide appropriate design and operating safeguards to minimize the risks associated with their applications and products.

Ampleon does not accept any liability related to any default, damage, costs or problem which is based on any weakness or default in the customer's applications or products, or the application or use by customer's third party customer(s). Customer is responsible for doing all necessary testing for the customer's applications and products using Ampleon products in order to avoid a default of the applications and the products or of the application or use by customer's third party customer(s). Ampleon does not accept any liability in this respect.

**Export control** — This document as well as the item(s) described herein may be subject to export control regulations. Export might require a prior authorization from competent authorities.

### 9.3 Trademarks

Notice: All referenced brands, product names, service names and trademarks are the property of their respective owners.

Any reference or use of any 'NXP' trademark in this document or in or on the surface of Ampleon products does not result in any claim, liability or entitlement vis-à-vis the owner of this trademark. Ampleon is no longer part of the NXP group of companies and any reference to or use of the 'NXP' trademarks will be replaced by reference to or use of Ampleon's own trademarks.

### 9.4 Contact information

For more information, please visit: <http://www.ampleon.com>

For sales office addresses, please visit: <http://www.ampleon.com/sales>

**10. Contents**

---

1. **Demo and Transistor Details**..... 3

2. **Introduction** ..... 3

3. **Test Circuit**..... 3

4. **RF Performance**..... 4

5. **RF Performance**..... 4

6. **Test Circuit and Component List** ..... 7

7. **Photo** ..... 9

8. **Attachments**..... 9

9. **Legal information** ..... 10

9.1 Definitions ..... 10

9.2 Disclaimers..... 10

9.3 Trademarks ..... 10

9.4 Contact information ..... 10

10. **Contents**..... 11

---

Please be aware that important notices concerning this document and the product(s) described herein, have been included in the section 'Legal information'.

---

© Ampleon B.V. 2015.

All rights reserved.

For more information, please visit: <http://www.ampleon.com>  
 For sales office addresses, please visit: <http://www.ampleon.com/sales>

Date of release: 05 October 2015  
 Document identifier: CA-136-12